



**PRODUCT  
CATALOGUE**

MICRO TOOLS  
OILS AND  
IVF MEDIA

**Quality Results**  
for life

***KITAZATO***<sup>®</sup>

**PRODUCT  
CATALOGUE**

MICRO TOOLS  
OILS AND  
IVF MEDIA

# **MICRO TOOLS**

# MICRO TOOLS

High quality micromanipulation pipettes that offer an accurate and precise manipulation of gametes and embryos for ART and PGT.

Co-developed and designed together with major clinics in Japan, Kitazato Micro Tools are handcrafted by highly skilled professionals.



## Main Features

### HIGH QUALITY

and consistency

### PRECISE MANIPULATION

for ART and PGT

### STRICT QUALITY CONTROL

with individual inspection of each pipette

### PACKAGED INDIVIDUALLY

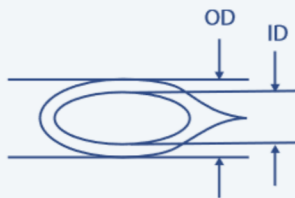
in easy-to-open color-coded containers

## MICRO TOOLS

### ICSI INJECTION PIPETTES

**For intracytoplasmic injection of sperm inside the oocyte.**

For a precise injection of the sperm inside of the oocyte minimizing damage and allowing a smooth handling.



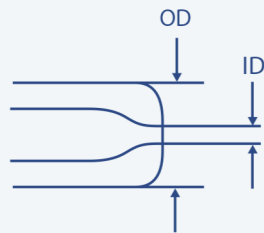
## Main characteristics

- Spiked tip to minimize damage to oocyte
- Smooth handling of sperm and cytoplasm
- Available with long or short parallel walls
- Three different internal diameters: 4.0-4.5  $\mu\text{m}$ , 4.5-5.0  $\mu\text{m}$  and 5.0-5.5  $\mu\text{m}$
- Two different angle options: 30° and 35°
- Tip to elbow length range: from 0.50 mm to 1 mm

## HOLDING PIPETTES

**For holding oocyte, embryo or blastocyst during intracytoplasmic sperm injection or PGT techniques.**

High stability during ICSI and PGT micromanipulations when a reliable steadiness of oocytes or embryos is needed.



### Main characteristics

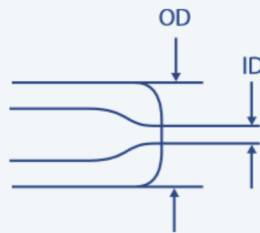
- Smooth polished tip
- High level of control of specimen
- Different diameters available for different techniques
- Smaller diameter ideal for holding an oocyte
- Larger diameter ideal for embryo biopsy procedures
- Tip to elbow length range: from 0.50 mm to 1 mm

## MICRO TOOLS

### BIOPSY PIPETTES

**For removing a blastomere cell, trophoctoderm cells or polar body for preimplantation genetic testing.**

Specially designed and polished to minimize damage and protect cell membrane during PGT procedures.



## Main characteristics

- Flat tip design to minimize damage to cell membrane
- Pipette tips are specially polished to protect cell membrane
- Internal diameter range: from 15  $\mu\text{m}$  to 35  $\mu\text{m}$
- 15  $\mu\text{m}$  for polar body biopsy
- 25  $\mu\text{m}$  for trophoctoderm biopsy
- 30 to 35  $\mu\text{m}$  for blastomere biopsy



# PRODUCT REFERENCES

## ICSI INJECTION PIPETTES

Long Parallels Walls "Slim Type"



Order Number	Code	Inner Diameter (µm)	Tip Bend Angle (°)	Length (cm)
95204	MT-INJ-1S45-30	4.0-4.5	30	0.50
95205	MT-INJ-1S45-35	4.0-4.5	35	0.50
95206	MT-INJ-1L45-30	4.0-4.5	30	1.00
95207	MT-INJ-1L45-35	4.0-4.5	35	1.00
95234	MT-INJ-1S50-30	4.0-4.5	30	0.50
95235	MT-INJ-1S50-35	4.5-5.0	35	0.50
95236	MT-INJ-1L50-30	4.5-5.0	30	1.00
95237	MT-INJ-1L50-35	4.5-5.0	35	1.00
95264	MT-INJ-1S55-30	5.0-5.5	30	0.50
95265	MT-INJ-1S55-35	5.0-5.5	35	0.50
95266	MT-INJ-1L55-30	5.0-5.5	30	1.00
95267	MT-INJ-1L55-35	5.0-5.5	35	1.00

Short Parallels Walls



Order Number	Code	Inner Diameter (µm)	Tip Bend Angle (°)	Length (cm)
95200	MT-INJ-2S45-30	4.0-4.5	30	0.70
95201	MT-INJ-2S45-35	4.0-4.5	35	0.70
95202	MT-INJ-2L45-30	4.0-4.5	30	1.00
95203	MT-INJ-2L45-35	4.0-4.5	35	1.00
95230	MT-INJ-2S50-30	4.5-5.0	30	0.70
95231	MT-INJ-2S50-35	4.5-5.0	35	0.70
95232	MT-INJ-2L50-30	4.5-5.0	30	1.00
95233	MT-INJ-2L50-35	4.5-5.0	35	1.00
95260	MT-INJ-2S55-30	5.0-5.5	30	0.70
95261	MT-INJ-2S55-35	5.0-5.5	35	0.70
95262	MT-INJ-2L55-30	5.0-5.5	30	1.00
95263	MT-INJ-2L55-35	5.0-5.5	35	1.00

## MICRO TOOLS

# PRODUCT REFERENCES

## HOLDING PIPETTES

Order Number	Code	Inner Diameter (µm)	Outer Diameter (µm)	Tip Bend Angle (°)	Tip to Elbow Length (mm)
95310	MT-HD-90-30	15-20	90	30	0.60
95311	MT-HD-90-35	15-20	90	35	0.60
95300	MT-HD-100-30	15-20	100	30	0.60
95301	MT-HD-100-35	15-20	100	35	0.60
95302	MT-HD-120-30	15-20	120	30	0.60
95303	MT-HD-120-35	15-20	120	35	0.60
95360	MT-HD-120W-30	25-30	120	30	0.60
95361	MT-HD-120W-35	25-30	120	35	0.60

## BIOPSY PIPETTES

### Blastomere Biopsy

Order Number	Code	Inner Diameter (µm)	Tip Bend Angle (°)	Tip Shape
95350	MT-BPBM-25-30	25	30	Flat
95351	MT-BPBM-25-35	25	35	Flat
95352	MT-BPBM-30-30	30	30	Flat
95353	MT-BPBM-30-35	30	35	Flat
95354	MT-BPBM-35-30	35	30	Flat
95355	MT-BPBM-35-35	35	35	Flat

### Polar Body Biopsy

Order Number	Code	Inner Diameter (µm)	Tip Bend Angle (°)	Tip Shape
95370	MT-BPPD-30	15	30	Flat
95371	MT-BPPD-35	15	35	Flat

## PZD PIPETTES

Order Number	Code	Tip Bend Angle (°)
95400	MT-PZD-30-55	30
95401	MT-PZD-35-55	35

**OILS AND  
IVF MEDIA**

# HYPURE™ OIL: HEAVY / LIGHT

**Pre-washed paraffin oils used as protective barrier to prevent the quick evaporation of the medium and to keep specimens safe from external contaminants during in-vitro culture.**

Hypure™ Oils play an important role in maintain the stability of the embryo culture system in terms of temperature, pH and osmolarity.

Kitazato Hypure™ oil is a high quality paraffin oil. It is pre-washed with ultra-pure water to reduce toxicity and remove endotoxins, therefore improving your clinical outcomes. Furthermore, washing and saturating oils with ultra-pure water avoids critical components of the media getting absorbed into the oil, which could affect the concentration of the media. That's the importance of using a Hy-Purity Oil.



## Main characteristics

- Pharmaceutical grade quality paraffin oil
- Allows small volumes of medium to be used as it prevents the evaporation of media
- Maintains stable osmolality and pH in culture medium
- Available in glass or PETG bottles
- Hypure Oil™ Heavy is pre-washed and offers extensive protection and insulation
- Hypure Oil™ Light is double-washed and allows easy pipetting

# HYPURE™ OIL HEAVY

Hypure™ Oils are available with different density and viscosity to better suit laboratory needs. Since both are highly efficient in maintaining media stability, each laboratory could be able to make its own choice of which oil to use for each procedure. Hypure™ Oil Heavy is the perfect choice for processes that require an oil overlay that allows easy handling with a reduced risk of spills or droplet mixing.

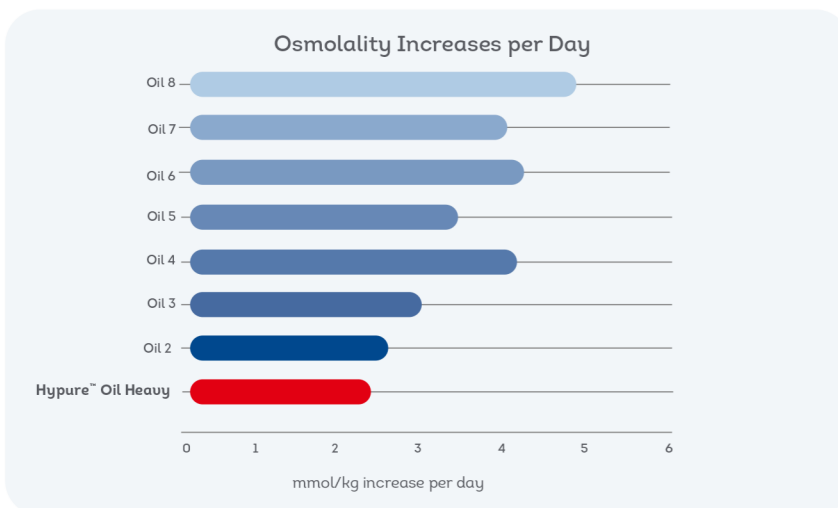
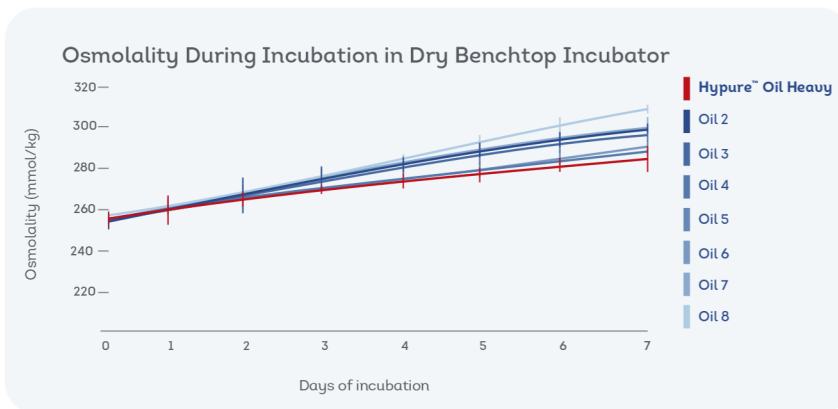
Due to its density and viscosity Hypure™ Oil Heavy provides extensive protection and insulation for the culture and is highly efficient in maintaining stable conditions in terms of temperature, pH and osmolality, especially during an extended culture or when using time lapse incubators.

## THE BEST OPTION FOR CULTURE IN DRY INCUBATOR

A recent study compared the performance of our Hypure™ Oil Heavy versus similar culture oils from our competitors. This study evaluates its manipulation, physico-chemical properties, and its effects on the stabilization of culture conditions and embryo development.

They have concluded that:

- Helps to maintain a stable pH for a longer period than other oils.
- Has the highest capacity to prevent evaporation when cultured in dry incubator
- Reaches the lowest osmolality after seven days of culture.
- Provides notably better embryo development and cell count rates when compared with these competitors.



Read the highlights about the Hypure™ Oil Heavy study here:



## OILS AND IVF MEDIA

# PRODUCT REFERENCES

### HYPURE™ OIL

Hypure™ Oil Heavy

Order Number	Code	Specifications	Volume (ml)
96011	MOHVD-100P	PETG Bottle	100
96013	MOHVD-250P	PETG Bottle	250
96015	MOHVD-500P	PETG Bottle	500
96010	MOHVD-100	Glass Bottle	100
96012	MOHVD-250	Glass Bottle	250
96014	MOHVD-500	Glass Bottle	500

Hypure™ Oil Light

Order Number	Code	Specifications	Volume (ml)
96001	MOLHD-100P	PETG Bottle	100
96003	MOLHD-250P	PETG Bottle	250
96005	MOLHD-500P	PETG Bottle	500
96000	MOLHD-100	Glass Bottle	100
96002	MOLHD-250	Glass Bottle	250
96004	MOLHD-500	Glass Bottle	500

# IVF MEDIA

High quality IVF Media that will help you obtain the best results in the different assisted reproduction procedures. IVF Media.

A complete range of IVF Media that will help you obtain the best results in the different assisted reproduction procedures.



## SEPASPERM<sup>®</sup> SOLUTION

A 100% stock solution used for separation of motile sperm from non-germ cells, immotile spermatozoa and seminal fluid using a density gradient method.



## GAMETE BUFFER

A medium used for washing and handling of human gametes and embryos outside the incubator while performing ICSI, IUI and embryo transfer procedures.

# PRODUCT REFERENCES

## SepaSperm<sup>®</sup> Solution

Product	Code	Volume (ml)
SepaSperm Solution	SED100-20x5	5x20
	SED100-50	50
	SED100-100	100

## Gamete Buffer

Product	Code	Volume (ml)
Gamete Buffer	GBD-100	100
	GBD-250	250

TRAINING  
**PROGRAM**



# OUR GREATEST ACHIEVEMENT IS FOR YOU **TO OBTAIN THE BEST CLINICAL RESULTS**

Kitazato has spent over a decade investing in training and workshops around the world. Thousands of embryologists have learned the Tips & Tricks of the Kitazato Vitrification, whether at conferences, on visits to clinics, or at our reference support centers and training facilities.

We know that the Cryotop® Method offers the best survival results on the market, and we are committed to helping you achieve this. To do so, our trainings are always led by experienced professionals, belonging to some of the most renowned clinics in the world, supported by our team of specialized embryologists.

During our trainings, we reinforce the learning process by starting with a theoretical session followed by a hands-on one in which trainers share valuable knowledge and experiences from their daily routines that will help you master the Cryotop® Method. We guarantee that no question will go unanswered.

**8**

Hands-on workshops regularly led in 8 countries.

**+5.000**

embryologists trained worldwide.

**+15**

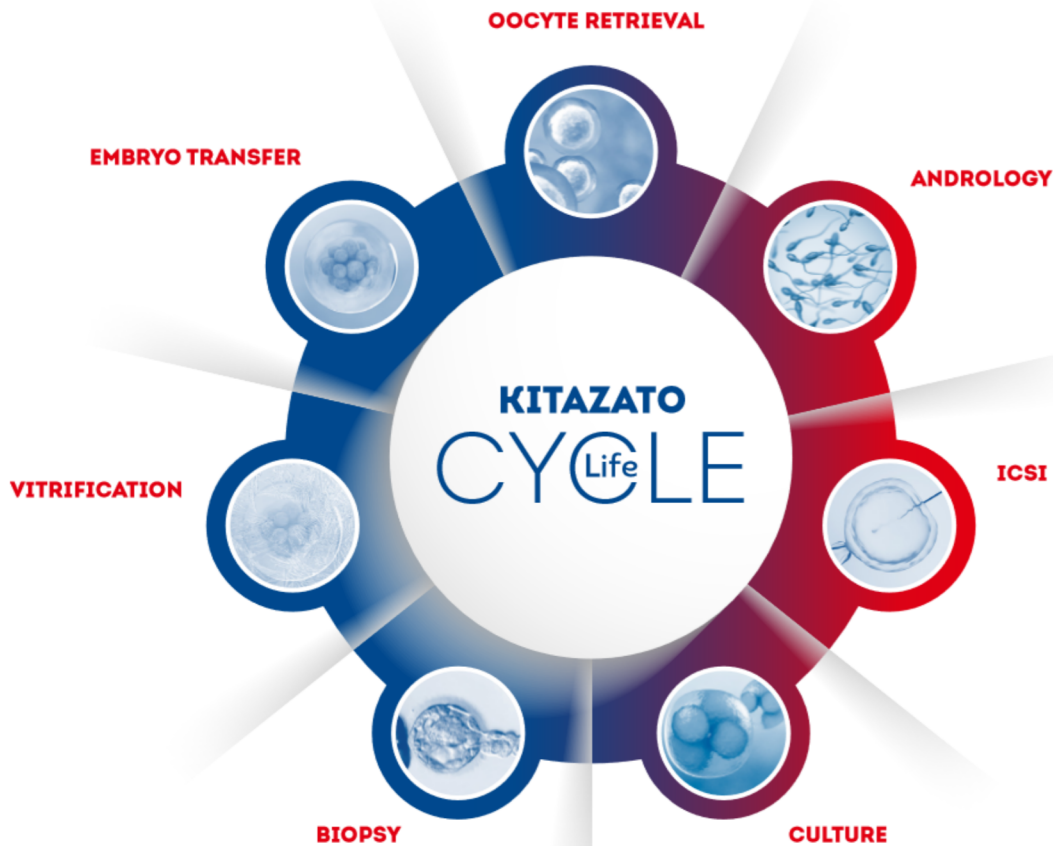
years investing in training & workshops

## MISSION AND VALUES


# THE IVF CYCLE TO MAKE LIFE HAPPEN

Kitazato offers a broad selection of quality products that maximize success at every step of the IVF Lifecycle.

Learn more about the products involved in each IVF procedure



**KITAZATO®**



**KITAZATO CORPORATION**  
100-10 Yanagishima, Fuji  
Shizuoka 416-0932 Japan  
Tel +81 545-65-7122  
Fax +81 545-65-7128  
trading@kitazato.co.jp



**DIBIMED**  
C/ Jorge Comín, 3 Bajo 1-2  
46015 Valencia, Spain  
Tel +34 96 305 63 95  
Fax +34 96 305 63 96  
info@dibimed.com  
Official Representative of Kitazato

